

CROBOTP

CRP COLLABORATIVE ROBOT

10 SECOND PROGRAMMING, FULL FEATURED,
GOOD TOOL FOR WELDING



CRP-RC13-10

CRP-RC09-05

COLLABORATIVE ROBOT PRODUCT PRESENTATION


CRP-RC13-10 CRP-RC09-05



Model		CRP-RC13-10	CRP-RC09-05
Degree of freedom		6	6
Maximum payload		10kg	5kg
Maximum reaching distance		1320mm	906mm
Repeated positioning accuracy		±0.03mm	±0.02mm
Maximum travel	J1	-360°~360°	-360°~360°
	J2	-360°~360°	-360°~360°
	J3	-75°~250°	-78°~256°
	J4	-360°~360°	-360°~360°
	J5	-360°~360°	-360°~360°
	J6	-360°~360°	-360°~360°
Maximum speed	J1	107°/S	225°/S
	J2	107°/S	225°/S
	J3	200°/S	250°/S
	J4	250°/S	250°/S
	J5	250°/S	250°/S
	J6	250°/S	250°/S
End button	2	Drag, mark	
End I/O port	4	Four digital inputs and outputs	
breathing light		1	
Towing apparatus	1 set	8 programming buttons: X/A, Arc, MOVL, MOVC, RES, Weave, Program, Shift	
rocker	1	arbitrary direction	
Installation environment		Temperature :0~45°, humidity :20%~80%(no condensation)	
Robot body weight		37.8kg	22.5kg
installation mode		Formal/upside down/wall hanging	
IP level		IP54	

Easy to operate

- Support drag, can be quickly dragged to a large distance around the welding point
- Uniquely designed end manipulator for fast programming without instruction:
 - 1 Use the rocker to operate the welding torch in six directions to the exact welding point;
 - 2 Record the position point, movement mode, welding instruction and swing instruction directly on the end operator;
 - 3 Fast speed adjustment; Welding and swing parameter adjustment;
 - 4 The display displays key information, such as speed, pose, command, welding and swing parameters;
- Welding gun can be quickly disassembled, only one screw can be quickly installed and disassembled, easy to move the machine to a small space;
- Optional magnetic base, can be installed on the workpiece;



Full featured:

- Welding software package
- Swing function
- Multilayer multichannel function *
- Location finding function *
- Arc tracking function *

Major advantage



With UPS, support power failure regeneration



Support gravity compensation, tool load identification



Support collision detection, stop immediately when hit, man-machine collaboration



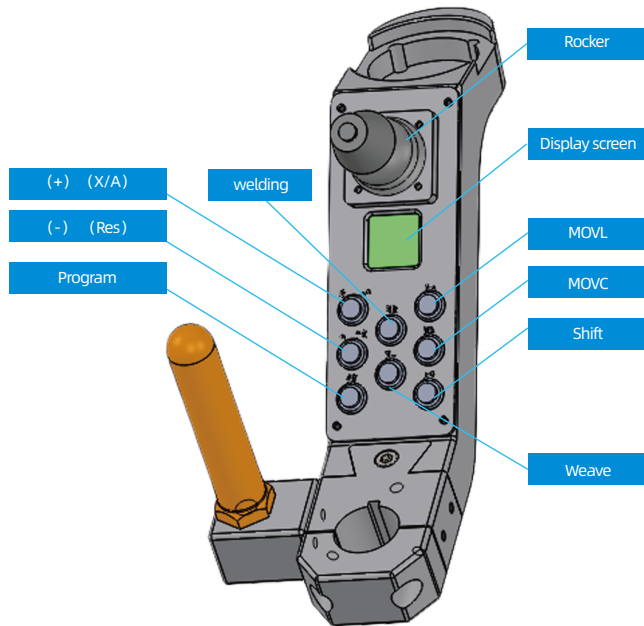
Dual encoder design, more secure



Arc tracking function

high quality good service
MAKE GOOD ROBOTS FOR CLIENTS

THE WORLD'S ORIGINAL TOWING DEVICE



- Pull rod installation position is free, can be left and right hand, suitable for left and right hand operation
- Rocker can be controlled, up and down, left and right, front and back (twisting), the speed (press the upper end)
- The display displays: speed, XYZ/ABC action, welding and swing parameters

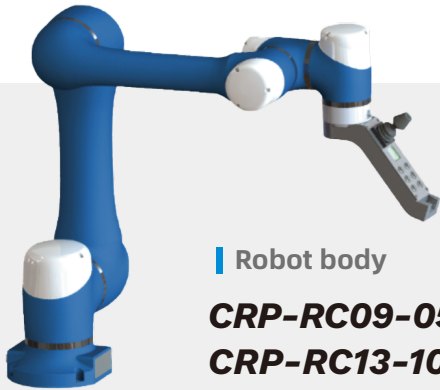
Function of 8 buttons:

- | | |
|--------------------------|---|
| 1 Toggle button | Click to toggle ABC or XYZ action, and can also be used to add welding/swing parameters |
| 2 Recovery button | Long press, the robot can be restored to the previous point of the attitude, to prevent the front and rear gun attitude is not the same, and can be used to reduce welding/swing parameters |
| 3 Program button | Click more than 2S to create a new program, and combine with the upper file to clear the current program |
| 4 Welding button | Click to insert welding instructions |
| 5 Swing button | Click to insert the swing command |
| 6 Line button | Click to insert a line movement |
| 7 Arc button | Click to insert an arc motion |
| 8 Up button | Click to enable this function on the robot, and at the same time, clear the alarm and modify the previous bit |

* In addition to the 8 buttons, the reasonable position is installed: pull button, program start button

Collaborative welding robot

Set 1



Robot body
CRP-RC09-05-W
CRP-RC13-10-W



Electric cabinet
X2

CONFIGURATION

- **Name:** Collaborative welding robot
- **Model:** CRP-RC09-05-W CRP-RC13-10-W

Include

Robot body	CRP-RC09-05-W/CRP-RC13-10-W
Electric cabinet	X2
Towing device	1
Demonstrator	Horizontal display, line length 6 meters
Other	Electrical cabinet and body interconnection line 5 meters

Collaborative welding robot

Set 2



Robot body
CRP-RC09-05-W
CRP-RC13-10-W



Electric cabinet
X2

CONFIGURATION

- **Name:** Collaborative welding robot
- **Model:** CRP-RC09-05-W CRP-RC13-10-W

Include

Robot body	CRP-RC09-05-W/CRP-RC13-10-W	
Electric cabinet	X2	welding gun
Towing device	1	Select 500A air-cooled /500A water-cooled options 3 meters /5 meters Standard Japanese, optional European interface
Demonstrator	Horizontal display, line length 6 meters	Can be connected to a variety of welding machines (digital connection)
Other	Electrical cabinet and body interconnection line 5 meters	

Collaborative welding robot

Set 3



Robot body
CRP-RC09-05-W
CRP-RC13-10-W



Electric cabinet
X2

CONFIGURATION

- **Name:** Collaborative welding robot
- **Model:** CRP-RC09-05-W CRP-RC13-10-W

Include

Robot body	CRP-RC09-05-W/CRP-RC13-10-W	
Electric cabinet	X2	welding gun
Towing device	1↑	Select 500A air-cooled /500A water-cooled options 3 meters /5 meters Standard Japanese, optional European interface
Demonstrator	Horizontal display, line length 6 meters	welding source
Other	Electrical cabinet and body interconnection line 5 meters	Select DS350-L/DS500-P/Plus 350DR/Plus 500PR ; Note other adaptive welders <small>The wire feeder will automatically match the corresponding welder</small>
wire reel	Wire feed tube 1 m	Positive and negative welding cable
Optional with magnetic base, water tank		

Collaborative welding robot


Set 4



| Complete machine



**| Electric cabinet
X2**



**| Robot body
CRP-RC09-05-W
CRP-RC13-10-W**

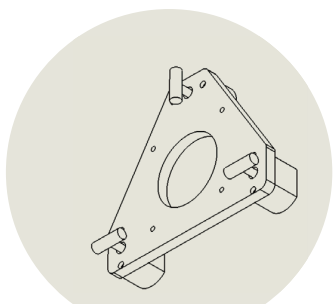
CONFIGURATION

- **Name:** Collaborative welding robot
- **Model:** CRP-RC09-05-W CRP-RC13-10-W

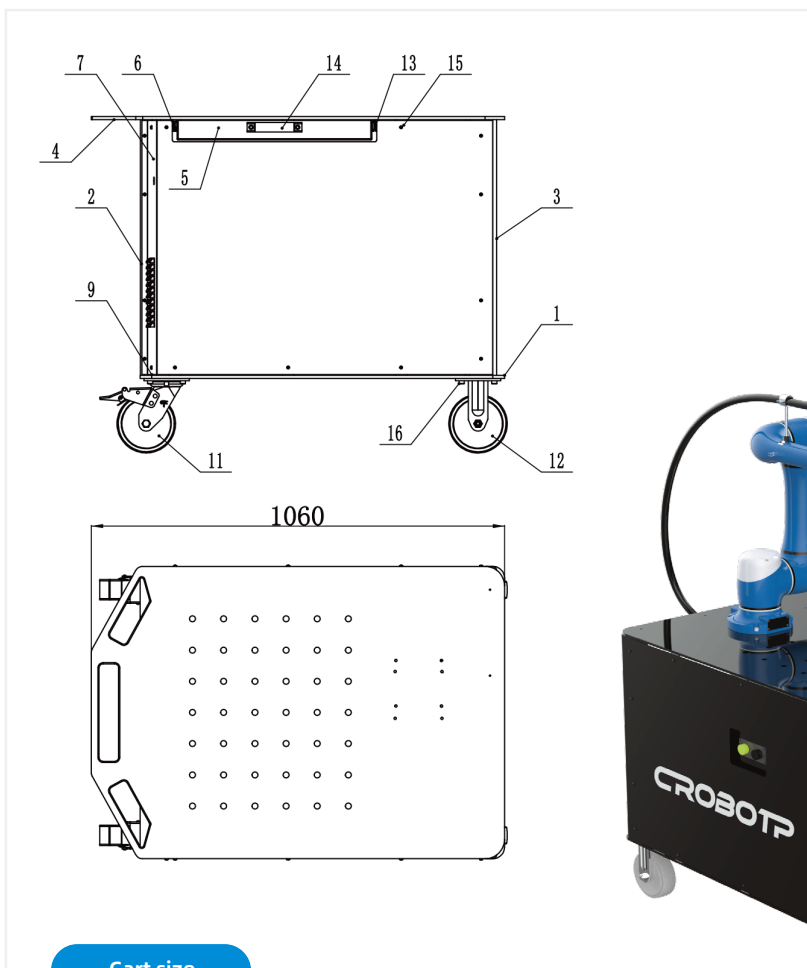
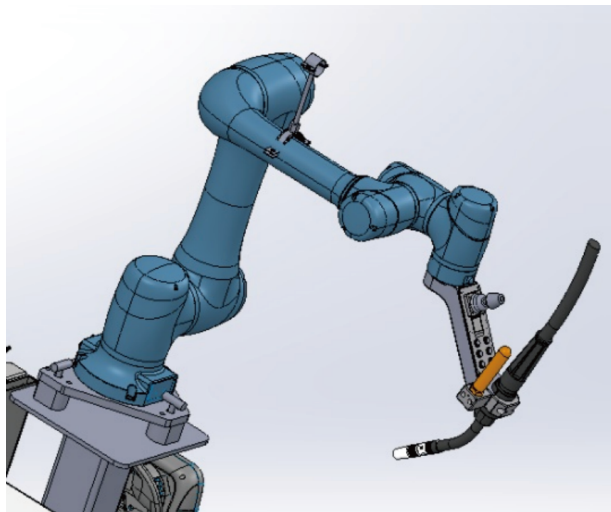
Include

Robot body	CRP-RC09-05-W/CRP-RC13-10-W	
Electric cabinet	X2	welding gun Select 500A air-cooled /500A water-cooled options 3 meters /5 meters Standard Japanese, optional European interface
Towing device	1↑	welding source Select DS350-L/DS500-P/Plus 350DR/Plus 500PR; Note other adaptive welders <small>The wire feeder will automatically match the corresponding welder</small>
Demonstrator	Horizontal display, line length 6 meters	Positive and negative welding cable
Other	Electrical cabinet and body interconnection line 5 meters	Cart with wheels
wire reel	Wire feeder bracket, wire tray and wire feeder tube installation bracket wire feeder tube, etc	
Optional with magnetic base, water tank		

Collaborative welding robot



Magnetic base



Cart size

